

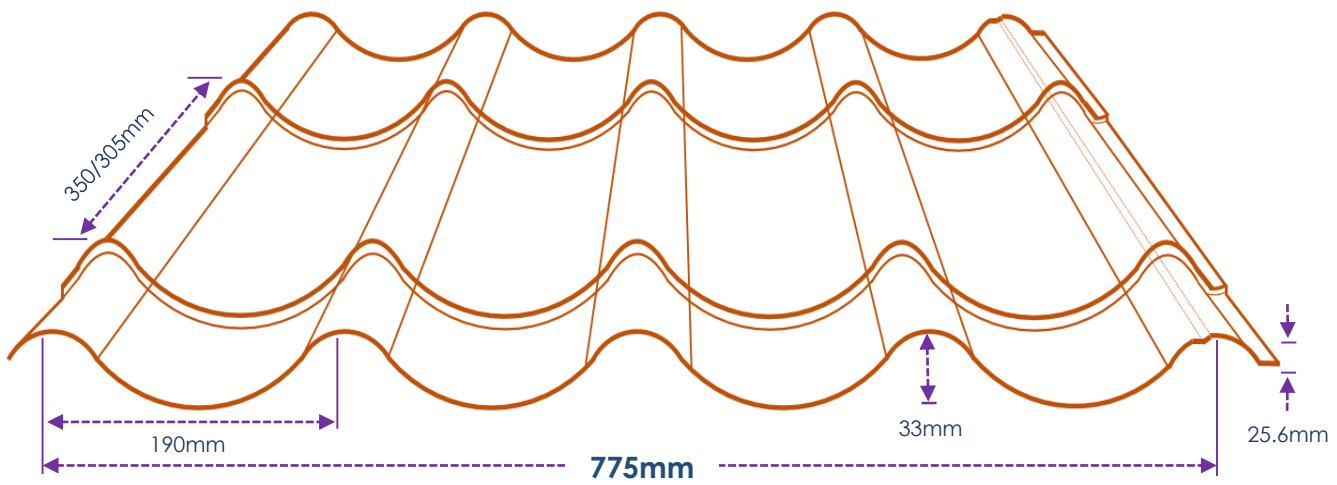


ZinEverroof profile recreates the authentic resembles of terracotta roof tiles. Its unique shape and pronounced profile makes the ZinEverroof provides the visual appeal of this elegant style but without the inherent weight and cost.

**SUITABLE FOR:** Apartments | Bungalows | Condominiums | Private Homes | Hostels | Multi-Purpose Halls | Quarters | School Buildings

**BENEFITS:** ■ Beautiful wavy-styles to match any home or neighborhood  
 ■ Economical in term of installation ■ Special designed step offerings on smart and reliable water leaking free ■ Low weight to help preserve structural integrity and life ■ Very wide and sensational colour textures available to offer classic appearance

## 01 SECTIONAL DIMENSION



TOLERANCES: Length: 0-10mm | Width: +/-3mm | Thickness: +/-0.03mm

## 02 SPECIFICATIONS

SUBSTRATE	MINIMUM YIELD STRENGTH (MPA)	BASE METAL THICKNESS (MM)	TOTAL COATED THICKNESS (MM)	EFFECTIVE WIDTH COVER (MM)	STANDARD STEP LENGTH (MM)	DEEP OF RIB (MM)	MINIMUM SLOPE (DEGREE)	PRE-PAINTED EnvioSeries®
AZ150	300	0.35	0.41	775	350	33	8	Available
AZ150	300	0.38	0.46	775	350	33	8	Available
AZ150	300	0.42	0.48	775	350	33	8	Available

### COATING

Different steels specifications for painted and unpainted also available on request. Total Coated Thickness values are nominal only.

### SLOPE

The recommended minimum slope is 8 degree. The amount of water that must be shed increases with the length of the roof. Therefore, to avoid possible back up of water in severe wind conditions, the recommended roof length should be considered as maximum for a given roof slope and rainfall rate.

### LENGTHS

ZinEverroof profile can be ordered in any length, subject to transport limitations. Longer lengths require special transport arrangements.

### SHEET REQUIRED

WIDTH (METERS)	3	4	5	6	7	8	9	10	11	12	13	14	15	16	17	18	19	20	30	40	50
NUMBER OF SHEETS	4	5	7	8	9	10	12	13	14	16	17	18	20	21	22	23	25	26	39	52	65

## RECOMMENDED MAXIMUM BATTEN SUPPORT SPACING (MM)

BASE METAL THICKNESS (MM)	WIDTH COVER (MM)	STEP LENGTH			
		305MM		350MM	
		First	Subsequent	First	Subsequent
0.35	775	305	610	350	710
0.38	775	305	610	350	710
0.42	775	305	610	350	710

Internal span may be over one or more support battens. End span is also the end of roofing sheets where they overlap with an adjoining sheet.

## 03 MATERIAL OPTIONS

ZinEverroof profile is available in an attractive range of colours in EnvioSeries® pre-painted steel and in unpainted GaluZinc® coated steel.

**GALUZINC®**  
Silvery Trendy Steel

GaluZinc® stands for aluminium and zinc, bonded in almost equal amounts to coat the steel sheet with a silvery spangle, composed of aluminium (55%), zinc (43.4%) and a touch of silicon (1.6%). GaluZinc® steel delivers outstanding anti-corrosion performance.

**EnvioPRIME™**  
Prefinished Steel

EnvioPrime® steel sheet is precisely developed to provide subtle performance for ZinEverroof profile with content of the protective polish.

**EnvioClean®**  
Self Cleaning Steel

EnvioClean® steel sheet is specifically designed with self-cleaning technology for ZinEverroof profile surface where natural rain water is able to wash away dirt.

**EnvioMATT™**  
Rough Matt Steel

EnvioMatt® is steel sheet specifically engineered for ZinEverroof profile with stylish matt surface, suited to address the undesirable glare from sunlight.

## COLOUR SELECTION CHART

<b>EnvioPrime®</b>	YK RED	YK BLUE	YK GREEN	YK BEIGE	DARK GREY	MERANTI BROWN
	GRAVEL	WIRA BLUE	PETRONAS GREEN	SAFARI BEIGE	LIGHT GREY	CHARCOAL GREY
<b>EnvioClean®</b>	TRITON RED	AQUAMARINE GREEN	DAWN GREY	STATE GREY	CHARMING BEIGE	
	RADON BEIGE	OFF WHITE	LAZURITE BLUE	ARMOUR GREY	ORIENTAL ORANGE	
<b>EnvioMatt™</b>	RED	BLUE	CRAYON GREEN	ARMOUR GREY	COPPER RED	CHARCOAL BLACK

## COLOURS

All colours shown here approximate actual finish colours as accurately as possible. It is recommended to order ZinEverroof of the same colour at the same time to avoid slight colour differences between batches.

## OIL CANNING

Flat metal surfaces will display waviness commonly referred to as 'oil-canning'. This is caused by steel mill tolerances, variations in the substrate and roofing underlayments. Oil-canning is a characteristic, not a defect, of panels manufactured from light-gauge metal. Oil-canning is not a cause for panel rejection.

## CERTIFICATION

With the certification of MS/ISO 9001: 2008 Quality Management System, Jincorp Sdn. Bhd. ensures high quality EnvioSeries® and GaluZinc® steel are precisely cold formed into ZinEverroof steel roofing sheet.

## 04 WARRANTY

Warranty subject to application and eligibility criteria up for **30 years**. There are various factors that will determine whether a building is eligible for a warranty and the duration of any applicable warranty. Such factors include, but are not limited to, product selection, environmental influences, manufacturing specifications and product specific requirements.

## LOCATION

SUBSTRATE	DISTANCE TO SEA		
	100 – 400M	401 – 1000M	1 – 5KM
AZ150	Not Recommended	Recommended	Recommended
AZ200	Recommended	Recommended	Recommended

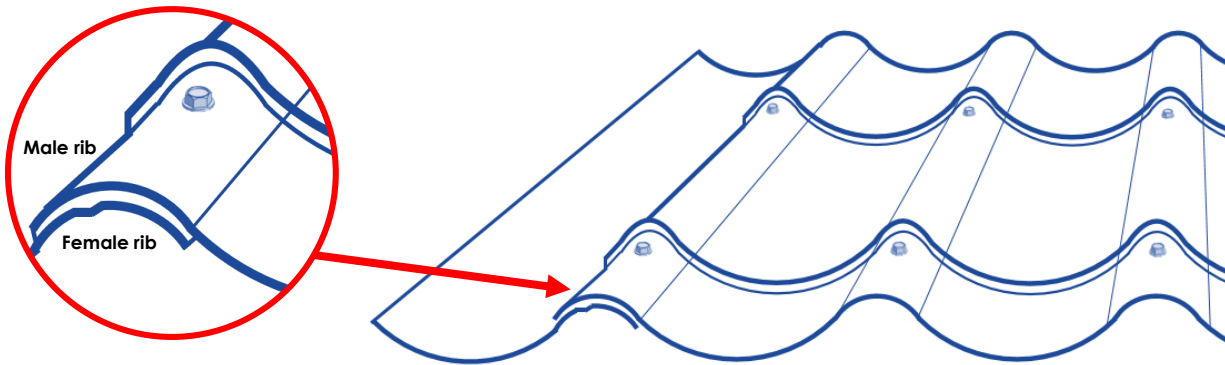
## SUBSTRATE

An AZ200 substrate is the most effective material available for harsh environment.

## 05 INSTALLATION

**ZinEverroof** is pierce-fixed to timber or steel supports using a **power drill**. This means that fastener screws pass through the sheeting.

See the diagram below to understand how to install each fastener screw with the accurate side lapping of roofing sheets.



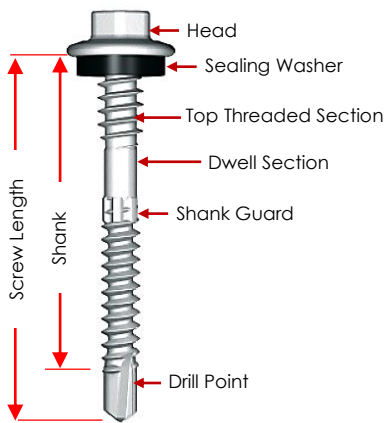
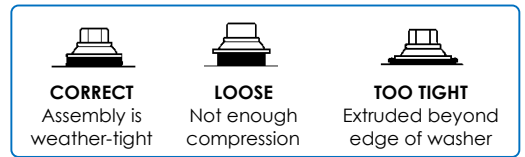
### CREST FIXING

To maximise roof water tightness, always place screws through the crests.

Always drive the screws perpendicular to the sheeting, and in the centre of the corrugation or rib.

### FASTENERS

To match the performance of ZinEverroof, the fastener must conform to AS 3566 Class 3.



#### HEXAGON HEAD

**12** The gauge is determined by the major (outside) thread diameter.

**14** Indicates the threads per inch (TPI)

**50** Indicates the length of the screw (mm).

= 12 - 14 x 50



Integrated metal washer and Sealing Washer



Integrated metal washer without Sealing Washer.

#### SEALING WASHER



E.P.D.M. (Ethylene Propylene Diene Monomer) washer for weather tight sealing at exterior fastening points.

#### TOP THREADED SECTION

To grip the sheeting profile for a secure joining before walking on the ribs

#### DWELL SECTION

To halt the sheeting profile from riding up during installation and reduce distortion.

#### SHANK GUARD

To lessen damage to the protective coating on the screw.

#### DRILL POINT

#### A SELF DRILLING POINT



#### FOR STEEL

A twist drill style hardened point for drilling through steel up to 6.4mm thick. The length of the drilling flutes determine the amount of drilling swarf that can be expelled and therefore the depth of metal that can be drilled.



#### FOR TIMBER (TYPE 17 POINT)

The hardened point will also drill through thin metals up to 0.75mm thick that makes this point suitable for fastening roofing sheets to timber battens.



### CUTTING

Before using a power saw with a metal cutting blade, ZinEverroof profile coloured surface must be positioned facing the ground. No hot particles or debris allow to come into contact with the ZinEverroof profile.

### CLEANING

To prevent premature corrosion at the completion of each day ensure the sheeting area is cleared of all debris, including nails, rivets, rags and all cutting or drilling filings.

### CAUTION

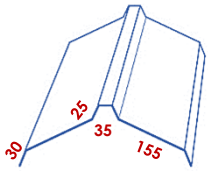
Green timber should not come into contact with EnvioSeries® pre-painted steel, due to acidic substances in the timber which have a corrosive effect on the coating.

### TURNING OF SHEETING ENDS

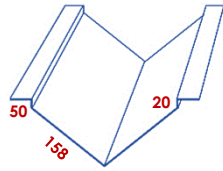
It is common practice to overlap sheets into gutters by 50mm when the roof pitch is 25 degrees or in extreme weather areas. The pans of the sheets should be turned down at lower ends and turned up at upper ends.

## 06 ACCESSORIES

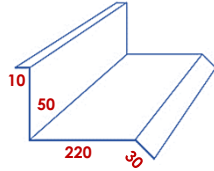
Accessories are available to match **ZinEverroof** profile.



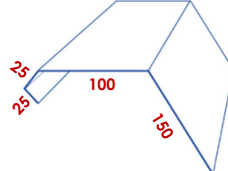
Ridge Capping



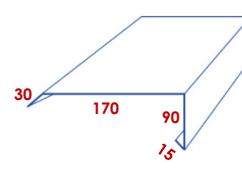
Valley Gutter



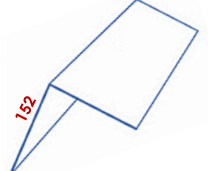
Wall Flashing



Fascia Flashing



Barge Capping



Fascia Corner

### WIDTH AND LENGTH

Widths (mm) are fixed for every flashing and capping profile. Factory standard length is 8 feet.

### COMPATIBILITY

Each flashing or capping profile should be made from the same material as the material used for **ZinEverroof** profile.

### CAUTION

Copper and Lead are incompatible materials and should NOT be used with **ZinEverroof** profile made from EnvioSeries® steel.

## 07 OTHER PROFILES




ZinLok




ZinDek




ZinSpan




ZinEverroof



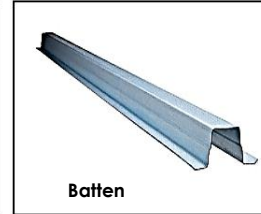
ZinCurve



ZinRoof



ZinTruss



Batten



**REQUEST A QUOTE:**

**Provide us with a few details about your next project, and we'll prepare a no-obligation quote. We look forward to the opportunity of partnering together**

## 08 WORKMANSHIP

### SAFETY

Always work safely when installing metal products and use extreme caution on the roof at all times. Wear gloves and safety glasses to reduce the risk of injury, and use hearing protection when operating power tools. Always wear smooth soft-soled shoes; avoid ribbed soles that pick up and hold small stones, swarf and other objects.

### CARE AND STORAGE

Store metal panels indoors when possible; if outdoors, cover and elevate. Elevate one side higher for water drainage. Never cover in plastic. If a bundle gets wet, break bands and separate sheets; allow sheets to dry completely and only restack if completely dry. Material should be used promptly (within 3 months) to avoid the possibility of a storage related corrosion.

### HANDLING

It is recommended that heavy-duty cut-resistant gloves and appropriate manual handling techniques or a lifting plan be used when handling material. Handle materials carefully to avoid damage: don't drag materials over rough surfaces or each other; protect from swarf.

## 09 REFERENCES



**JINCORP SDN BHD (353578-M)**  
 No 21, Jalan Sukun 28, 96000 Sibul, Sarawak  
 Tel: 084 210800, 084 218456 Fax: 084 218656 / 084 210900

**IMPORTANT NOTE:** Descriptions and specifications contained herein were in effect at the time this publication was approved for printing. In a continuing effort to refine and improve products, Jincorp Sdn. Bhd. reserves the right to discontinue products at any time or change specifications and/or designs without incurring obligation. To ensure you have the latest information available, please inquire. Application details are for illustration purposes only and may not be appropriate for all environmental conditions, building designs or panel profiles. Projects should be designed to conform to applicable building codes, regulations and accepted industry practices. If there is a conflict between this manual and project erection drawings, the erection drawings will take precedence.

